

HOW TO ORDER SALES KITS



1 Navigate to www.aetna.com/producer_public

2 Log in to Aetna Producer World.

Producer World® Login

USERNAME

PASSWORD

Login

[Forgot your password or username?](#)

Why Register?

Aetna's online service center is designed to meet the informational needs of producers, general agents and employees including access to:

- Get quotes
- Find compensation information
- Check license status
- Set up direct deposit
- Get reporting
- And more

Register now

3 Click "Enroll"

The screenshot shows a website interface. At the top left, there is a purple button labeled "Get certified". To its right is a photograph of two people sitting at a desk, looking at documents. Below the photo is a purple navigation bar with a "Quick links:" dropdown menu set to "Select an item". Underneath this bar is a horizontal menu with several items: "Plans", "Requirements to sell", "Learn", "Share", "Network", "Enroll", "Reports", and "Compensation". The "Enroll" item is highlighted with a yellow circle. Below the menu, the text "Are you ready to sell our Individual Medicare products?" is displayed. Underneath that, the word "Plans" is followed by a section titled "MA/MAPD" which contains a bulleted list of links: "FIRST LOOK: 2023 MA/MAPD, DSNP products", "2023 MA/MAPD plan guides", "2023 OTC catalogs", "Compare plans and estimate costs", and "Plan documents: Evidence of Coverage (EOC). Summary of Benefits. Formulary".

4 Click "Enrollment kits"

The screenshot shows a website interface. On the left side, there is a vertical sidebar with several menu items, including "Appointment", "Personal &", "s", and "elp". The main content area features a purple navigation bar with a "Quick links:" dropdown menu set to "Select an item". Below this bar is a horizontal menu with items: "Plans", "Requirements to sell", "Learn", "Share", "Network", "Enroll", "Reports", and "Compensation". The "Enroll" item is highlighted with a yellow circle. Below the menu, the word "Enrollment" is displayed in a bold font. Underneath "Enrollment" is a list of links: "Enroll with Think Agent - our virtual sales office app", "Enrollment kits", "Enrollment reports", "Enroll by mail or fax", "Upload an enrollment application", "Broker-enrolled health risk assessment", and "Forms, guidance, instructions". The "Enrollment kits" link is highlighted with a yellow circle. At the bottom of the page, the text "Contact us" is visible.

5 Click "SilverScript enrollment kits"

Contact us / Help

Enrollment

[Enroll with Think Agent - our virtual sales office app](#)

Enrollment kits

You must be appointed, certified and ready to sell in order to order enrollment kits.

- MA/MAPD order enrollment kits: Log in using your NPN as both your user name and password in the Agent Portal. Please note the recommended and fully supported browser for the ordering portal is Chrome.
- SilverScript enrollment kits: If you're a ready-to-sell SilverScript agent, we'll automatically mail you enrollment kits prior to October 1.
 - Kits are delivered via UPS to the physical mailing address we have on file.
 - If you need to order more, access the Agent Portal, select "Resources" and then "Enrollment Kits".
- Aetna Senior Medicare supplement and ancillary product kits

[Enrollment reports](#)




[Enroll by mail or fax](#)

[Upload an enrollment application](#)

[Broker-enrolled health risk assessment](#)



6 Click "Order Supplies"

● Ready to Sell | Welcome, Dustin Alipour (Admin-Agent, Carolina Senior Marketing, LLC) | [Help](#) | [Log Out](#)
Last Successful Login : 12/13/2022 03:10 pm

 **Order Supplies**  **Drug Prices**  **Pharmacy Locator**

✓ [Resources](#) ✓ [I want to ...](#) ✓

Connect to Aetna Producer World

	Formulary Update 
<p>ions and for n the Agent Portal. To</p>	

7

Click "The first batch of materials for 2023 should arrive prior to October 1st. 2023 agent kits will be available for ordering on October 1st."

Silver Mail ▾ Enrollment ▾ Reports ▾ Tools ▾ Resources ▾ I want to ... ▾

Welcome to the Supply Room

Initial Supply

We automatically send an initial supply of 3 enrollment kits to agents upon completion of the certification curriculum.

The first batch of materials for **2023** should arrive prior to October 1st. **2023** agent kits will be available for ordering on October 1st.

Reorders

To place reorders, simply click the button below. Please be sure to verify or update your shipping address.

We cannot ship to PO boxes.

Enter the quantity of kits that you want -- reorders for kits need to be requested in multiples of 5, with a maximum of 50 kits per day.

Order Online

8

Click "Order Online"

The first batch of materials for **2023** should arrive prior to October 1st. **2023** agent kits will be available for ordering on October 1st.

Reorders

To place reorders, simply click the button below. Please be sure to verify or update your shipping address.

We cannot ship to PO boxes.

Enter the quantity of kits that you want -- reorders for kits need to be requested in multiples of 5, with a maximum of 50 kits per day.

Order Online

Instant Access to Enrollment Materials

You can download complete Enrollment Kits or any of the individual documents by selecting the appropriate state below. Please remember that all pages must be given to all clients who sign an enrollment form.

To view and download Supply Room documents, please select the appropriate State from the list below.

State

9

Click "Click here to CONTINUE"



IMPORTANT INFORMATION

SilverScript SmartSaver is not commissionable for new sales

SilverScript SmartRx is being replaced in the portfolio by SilverScript SmartSaver. Clients you previously enrolled in SilverScript SmartRx will automatically continue with SilverScript SmartSaver and you will continue to receive renewal commissions for these members.

[Click here to CONTINUE](#)

State

North Carolina

Zip

27519

Zip4

Please request in multiples of 5. Maximum limit is 50.

10

Enter Shipping Information.

First Name

Dustin

MI

R

Last Name

Alipour

Phone Number

Phone Number cannot be blank
Phone Number must be exactly 10 numbers

Address Line 1

Address Line 1 cannot be blank

City

City cannot be blank
City cannot contain numbers or special characters

State

North Carolina

Zip

Zip cannot be blank
Zip must be exactly 5 numbers

Zip4

Number of Kits

5

Please request in multiples of 5. Maximum limit is 50.

11

Submit Order.

Phone Number cannot be blank
Phone Number must be exactly 10 numbers

City

City cannot be blank
City cannot contain numbers or special characters

Number of Kits

Address Line 1 cannot be blank

State

Zip

Zip cannot be blank
Zip must be exactly 5 numbers

Zip4

Please request in multiples of 5. Maximum limit is 50.



Fulfillment Order History